

Chapter 8: Markov Chains

it only matters where you are, not where you've been...

8.1 Introduction

So far, we have examined several stochastic processes using transition diagrams and First-Step Analysis.

The processes can be written as $\{X_0, X_1, X_2, \dots\}$, where X_t is the *state at time t*.

On the transition diagram, X_t corresponds to *which box we are in at step t*.

In the Gambler's Ruin (Section 2.7), X_t is the amount of money the gambler possesses after toss t . In the model for gene spread (Section 3.7), X_t is the number of animals possessing the harmful allele A in generation t .

The processes that we have looked at via the transition diagram have a crucial property in common:

$$X_{t+1} \text{ depends only on } X_t.$$


It does not depend upon X_0, X_1, \dots, X_{t-1} .

Processes like this are called *Markov Chains*.




A.A. Markov
1856-1922

Example: Random Walk (see Chapter 4)

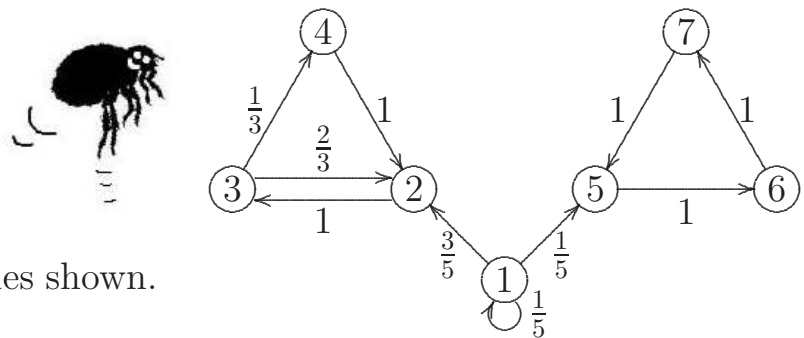


*In a Markov chain, the future depends only upon the present:
NOT upon the past.*

Meet... the *Markov fleas*!!



The text-book image of a Markov chain has a flea hopping about at random on the vertices of the transition diagram, according to the probabilities shown.



The transition diagram above shows a system with 7 possible states:

$$\text{state space } S = \{1, 2, 3, 4, 5, 6, 7\}.$$

Questions of interest

- Starting from state 1, what is the probability of ever reaching state 7?
- Starting from state 2, what is the expected time taken to reach state 4?
- Starting from state 2, what is the long-run proportion of time spent in state 3?
- Starting from state 1, what is the probability of being in state 2 at time t ? Does the probability converge as $t \rightarrow \infty$, and if so, to what?

We have been answering questions like the first two using first-step analysis since the start of STATS 325. In this chapter we develop a unified approach to all these questions using the matrix of transition probabilities, called the *transition matrix*.

8.2 Definitions

The Markov chain is the process X_0, X_1, X_2, \dots

Definition: The **state** of a Markov chain at time t is the *value of X_t* .

For example, if $X_t = 6$, we say *the process is in state 6 at time t* .

Definition: The **state space** of a Markov chain, S , is the set of values that each X_t can take. For example, $S = \{1, 2, 3, 4, 5, 6, 7\}$.

Let S have size N (possibly infinite).

Definition: A **trajectory** of a Markov chain is a *particular set of values for X_0, X_1, X_2, \dots*

For example, if $X_0 = 1$, $X_1 = 5$, and $X_2 = 6$, then the trajectory up to time $t = 2$ is 1, 5, 6.

More generally, if we refer to the trajectory $s_0, s_1, s_2, s_3, \dots$, we mean that $X_0 = s_0, X_1 = s_1, X_2 = s_2, X_3 = s_3, \dots$

‘Trajectory’ is just a word meaning ‘*path*’.

Markov Property

The basic property of a Markov chain is that *only the most recent point in the trajectory affects what happens next*.

This is called the *Markov Property*.

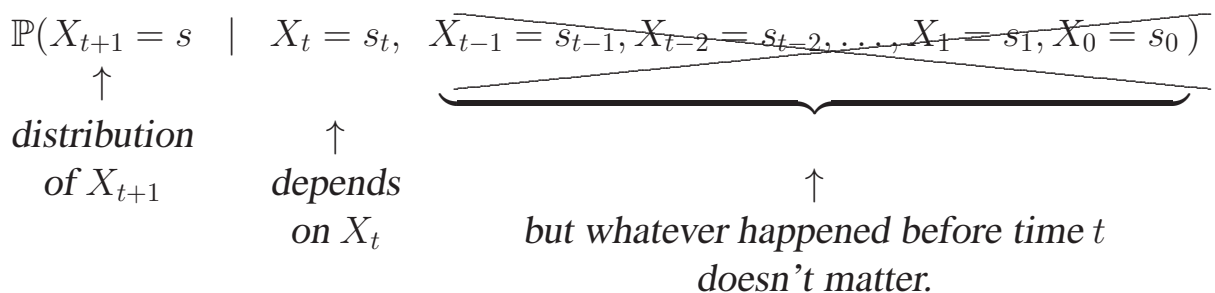
It means that X_{t+1} *depends upon X_t , but it does not depend upon X_{t-1}, \dots, X_1, X_0* .

We formulate the Markov Property in mathematical notation as follows:

$$\mathbb{P}(X_{t+1} = s \mid X_t = s_t, X_{t-1} = s_{t-1}, \dots, X_0 = s_0) = \mathbb{P}(X_{t+1} = s \mid X_t = s_t),$$

for all $t = 1, 2, 3, \dots$ and for all states s_0, s_1, \dots, s_t, s .

Explanation:



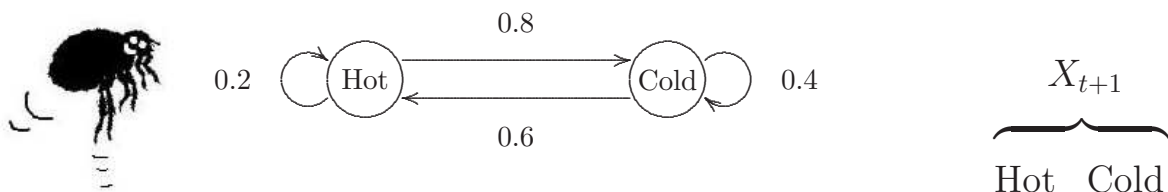
Definition: Let $\{X_0, X_1, X_2, \dots\}$ be a sequence of discrete random variables. Then $\{X_0, X_1, X_2, \dots\}$ is a Markov chain if it satisfies the Markov property:

$$\mathbb{P}(X_{t+1} = s \mid X_t = s_t, \dots, X_0 = s_0) = \mathbb{P}(X_{t+1} = s \mid X_t = s_t),$$

for all $t = 1, 2, 3, \dots$ and for all states s_0, s_1, \dots, s_t, s .

8.3 The Transition Matrix

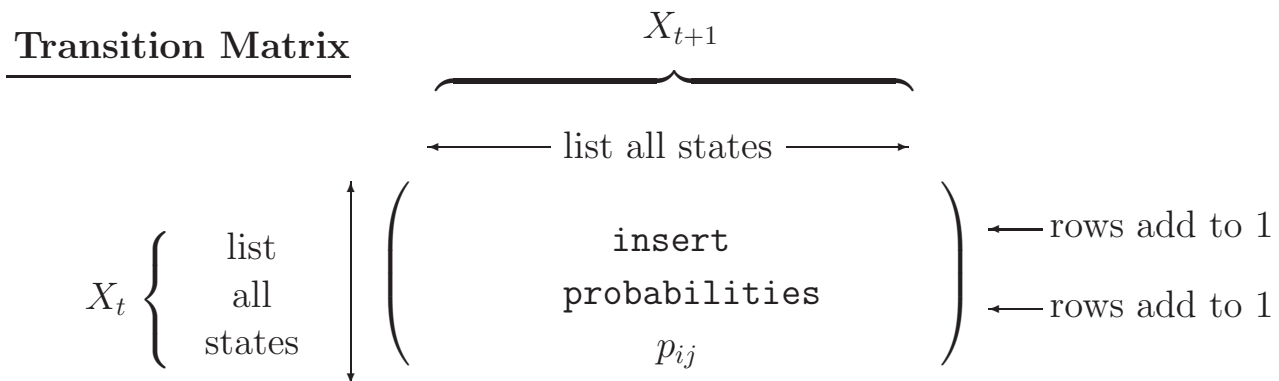
We have seen many examples of transition diagrams to describe Markov chains. The transition diagram is so-called because it shows the transitions between different states.



We can also summarize the probabilities in a matrix:

$$X_t \begin{cases} \text{Hot} \\ \text{Cold} \end{cases} \begin{pmatrix} 0.2 & 0.8 \\ 0.6 & 0.4 \end{pmatrix}$$

The matrix describing the Markov chain is called the *transition matrix*. It is the most important tool for analysing Markov chains.



The transition matrix is usually given the symbol $P = (p_{ij})$.

In the transition matrix P :

- the ROWS represent NOW, or FROM (X_t);
- the COLUMNS represent NEXT, or TO (X_{t+1});
- entry (i, j) is the CONDITIONAL probability that NEXT = j , given that NOW = i : the probability of going FROM state i TO state j .

$$p_{ij} = \mathbb{P}(X_{t+1} = j \mid X_t = i).$$

- Notes:**
1. The transition matrix P must list *all* possible states in the state space S .
 2. P is a *square matrix* ($N \times N$), because X_{t+1} and X_t both take values in the same state space S (of size N).
 3. The rows of P should each *sum to 1*:

$$\sum_{j=1}^N p_{ij} = \sum_{j=1}^N \mathbb{P}(X_{t+1} = j \mid X_t = i) = \sum_{j=1}^N \mathbb{P}_{\{X_t = i\}}(X_{t+1} = j) = 1.$$

This simply states that X_{t+1} *must* take one of the listed values.

4. The columns of P do not in general sum to 1.

Definition: Let $\{X_0, X_1, X_2, \dots\}$ be a Markov chain with state space S , where S has size N (possibly infinite). The transition probabilities of the Markov chain are

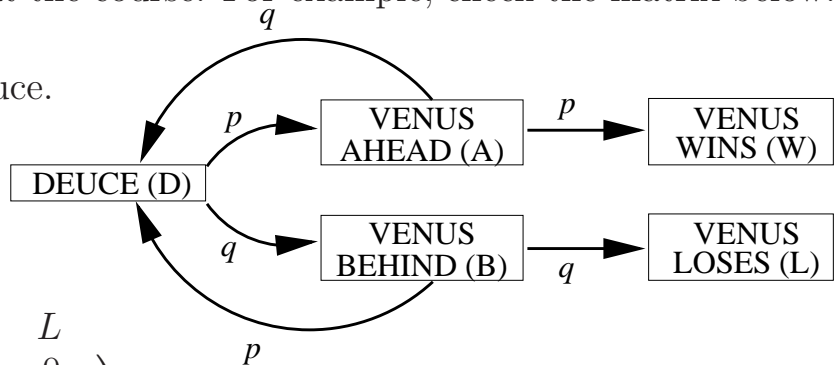
$$p_{ij} = \mathbb{P}(X_{t+1} = j \mid X_t = i) \quad \text{for } i, j \in S, \quad t = 0, 1, 2, \dots$$

Definition: The transition matrix of the Markov chain is $P = (p_{ij})$.

8.4 Example: setting up the transition matrix

We can create a transition matrix for any of the transition diagrams we have seen in problems throughout the course. For example, check the matrix below.

Example: Tennis game at Deuce.



$$\begin{array}{c}
 D \\
 A \\
 B \\
 W \\
 L
 \end{array}
 \begin{pmatrix}
 D & A & B & W & L \\
 \begin{pmatrix}
 0 & p & q & 0 & 0 \\
 q & 0 & 0 & p & 0 \\
 p & 0 & 0 & 0 & q \\
 0 & 0 & 0 & 1 & 0 \\
 0 & 0 & 0 & 0 & 1
 \end{pmatrix}
 \end{pmatrix}$$

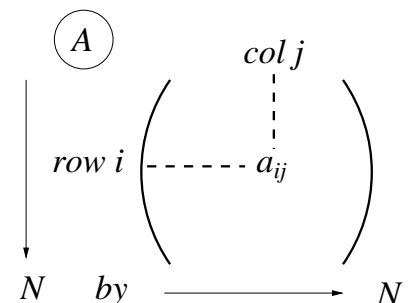
8.5 Matrix Revision

Notation

Let A be an $N \times N$ matrix.

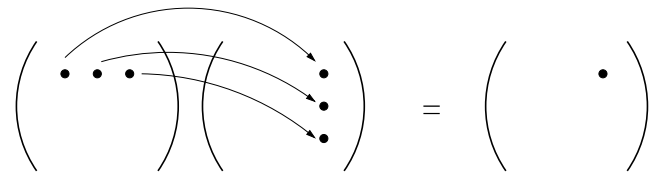
We write $A = (a_{ij})$,
i.e. A comprises elements a_{ij} .

The (i, j) element of A is written both as a_{ij} and $(A)_{ij}$:
e.g. for matrix A^2 we might write $(A^2)_{ij}$.



Matrix multiplication

Let $A = (a_{ij})$ and $B = (b_{ij})$ be $N \times N$ matrices.



The product matrix is $A \times B = AB$, with elements $(AB)_{ij} = \sum_{k=1}^N a_{ik}b_{kj}$.

Summation notation for a matrix squared

Let A be an $N \times N$ matrix. Then

$$(A^2)_{ij} = \sum_{k=1}^N (A)_{ik}(A)_{kj} = \sum_{k=1}^N a_{ik}a_{kj}.$$

Pre-multiplication of a matrix by a vector

Let A be an $N \times N$ matrix, and let $\boldsymbol{\pi}$ be an $N \times 1$ column vector: $\boldsymbol{\pi} = \begin{pmatrix} \pi_1 \\ \vdots \\ \pi_N \end{pmatrix}$.

We can pre-multiply A by $\boldsymbol{\pi}^T$ to get a $1 \times N$ row vector, $\boldsymbol{\pi}^T A = ((\boldsymbol{\pi}^T A)_1, \dots, (\boldsymbol{\pi}^T A)_N)$, with elements

$$(\boldsymbol{\pi}^T A)_j = \sum_{i=1}^N \pi_i a_{ij}.$$

8.6 The t -step transition probabilities

Let $\{X_0, X_1, X_2, \dots\}$ be a Markov chain with state space $S = \{1, 2, \dots, N\}$.

Recall that the elements of the transition matrix P are defined as:

$$(P)_{ij} = p_{ij} = \mathbb{P}(X_1 = j | X_0 = i) = \mathbb{P}(X_{n+1} = j | X_n = i) \quad \text{for any } n.$$

p_{ij} is the probability of making a transition FROM state i TO state j in a SINGLE step.

Question: what is the probability of making a transition from state i to state j over two steps? *I.e. what is $\mathbb{P}(X_2 = j | X_0 = i)$?*

We are seeking $\mathbb{P}(X_2 = j | X_0 = i)$. Use the *Partition Theorem*:

$$\begin{aligned}
 \mathbb{P}(X_2 = j | X_0 = i) &= \mathbb{P}_i(X_2 = j) \quad (\text{notation of Ch 2}) \\
 &= \sum_{k=1}^N \mathbb{P}_i(X_2 = j | X_1 = k) \mathbb{P}_i(X_1 = k) \quad (\text{Partition Thm}) \\
 &= \sum_{k=1}^N \mathbb{P}(X_2 = j | X_1 = k, X_0 = i) \mathbb{P}(X_1 = k | X_0 = i) \\
 &= \sum_{k=1}^N \mathbb{P}(X_2 = j | X_1 = k) \mathbb{P}(X_1 = k | X_0 = i) \\
 & \hspace{15em} (\text{Markov Property}) \\
 &= \sum_{k=1}^N p_{kj} p_{ik} \quad (\text{by definitions}) \\
 &= \sum_{k=1}^N p_{ik} p_{kj} \quad (\text{rearranging}) \\
 &= (P^2)_{ij}. \quad (\text{see Matrix Revision})
 \end{aligned}$$

The two-step transition probabilities are therefore given by *the matrix* P^2 :

$$\mathbb{P}(X_2 = j | X_0 = i) = \mathbb{P}(X_{n+2} = j | X_n = i) = (P^2)_{ij} \quad \text{for any } n.$$

3-step transitions: We can find $\mathbb{P}(X_3 = j | X_0 = i)$ similarly, but conditioning on the state at time 2:

$$\begin{aligned}
 \mathbb{P}(X_3 = j | X_0 = i) &= \sum_{k=1}^N \mathbb{P}(X_3 = j | X_2 = k) \mathbb{P}(X_2 = k | X_0 = i) \\
 &= \sum_{k=1}^N p_{kj} (P^2)_{ik} \\
 &= (P^3)_{ij}.
 \end{aligned}$$

The three-step transition probabilities are therefore given by the matrix P^3 :

$$\mathbb{P}(X_3 = j \mid X_0 = i) = \mathbb{P}(X_{n+3} = j \mid X_n = i) = (P^3)_{ij} \quad \text{for any } n.$$

General case: t -step transitions

The above working extends to show that the t -step transition probabilities are given by the matrix P^t for any t :

$$\mathbb{P}(X_t = j \mid X_0 = i) = \mathbb{P}(X_{n+t} = j \mid X_n = i) = (P^t)_{ij} \quad \text{for any } n.$$

We have proved the following Theorem.

Theorem 8.6: Let $\{X_0, X_1, X_2, \dots\}$ be a Markov chain with $N \times N$ transition matrix P . Then the t -step transition probabilities are given by the matrix P^t . That is,

$$\mathbb{P}(X_t = j \mid X_0 = i) = (P^t)_{ij}.$$

It also follows that

$$\mathbb{P}(X_{n+t} = j \mid X_n = i) = (P^t)_{ij} \quad \text{for any } n. \quad \square$$

8.7 Distribution of X_t

Let $\{X_0, X_1, X_2, \dots\}$ be a Markov chain with state space $S = \{1, 2, \dots, N\}$.

Now each X_t is a random variable, so it has a *probability distribution*.

We can write the probability distribution of X_t as an $N \times 1$ *vector*.

For example, consider X_0 . Let $\boldsymbol{\pi}$ be an $N \times 1$ vector denoting the probability distribution of X_0 :

$$\boldsymbol{\pi} = \begin{pmatrix} \pi_1 \\ \pi_2 \\ \vdots \\ \pi_N \end{pmatrix} = \begin{pmatrix} \mathbb{P}(X_0 = 1) \\ \mathbb{P}(X_0 = 2) \\ \vdots \\ \mathbb{P}(X_0 = N) \end{pmatrix}$$

In the flea model, this corresponds to *the flea choosing at random which vertex it starts off from at time 0, such that*

$$\mathbb{P}(\text{flea chooses vertex } i \text{ to start}) = \pi_i.$$

Notation: we will write $X_0 \sim \boldsymbol{\pi}^T$ to denote that the row vector of probabilities is given by the row vector $\boldsymbol{\pi}^T$.

Probability distribution of X_1

Use the Partition Rule, conditioning on X_0 :

$$\begin{aligned} \mathbb{P}(X_1 = j) &= \sum_{i=1}^N \mathbb{P}(X_1 = j \mid X_0 = i) \mathbb{P}(X_0 = i) \\ &= \sum_{i=1}^N p_{ij} \pi_i \quad \text{by definitions} \\ &= \sum_{i=1}^N \pi_i p_{ij} \\ &= (\boldsymbol{\pi}^T P)_j. \end{aligned}$$

(pre-multiplication by a vector from Section 8.5).

This shows that $\mathbb{P}(X_1 = j) = (\boldsymbol{\pi}^T P)_j$ for all j .

The row vector $\boldsymbol{\pi}^T P$ is therefore *the probability distribution of X_1* :

$\begin{aligned} X_0 &\sim \boldsymbol{\pi}^T \\ X_1 &\sim \boldsymbol{\pi}^T P. \end{aligned}$

Probability distribution of X_2

Using the Partition Rule as before, conditioning again on X_0 :

$$\mathbb{P}(X_2 = j) = \sum_{i=1}^N \mathbb{P}(X_2 = j \mid X_0 = i) \mathbb{P}(X_0 = i) = \sum_{i=1}^N (P^2)_{ij} \pi_i = (\boldsymbol{\pi}^T P^2)_j.$$

The row vector $\pi^T P^2$ is therefore the probability distribution of X_2 :

$$\begin{array}{l} X_0 \sim \pi^T \\ X_1 \sim \pi^T P \\ X_2 \sim \pi^T P^2 \\ \vdots \\ X_t \sim \pi^T P^t. \end{array}$$

These results are summarized in the following Theorem.

Theorem 8.7: Let $\{X_0, X_1, X_2, \dots\}$ be a Markov chain with $N \times N$ transition matrix P . If the probability distribution of X_0 is given by the $1 \times N$ row vector π^T , then the probability distribution of X_t is given by the $1 \times N$ row vector $\pi^T P^t$. That is,

$$X_0 \sim \pi^T \Rightarrow X_t \sim \pi^T P^t.$$

Note: The distribution of X_t is $X_t \sim \pi^T P^t$.

The distribution of X_{t+1} is $X_{t+1} \sim \pi^T P^{t+1}$.


Taking one step in the Markov chain corresponds to *multiplying by P on the right*.

Note: The t -step transition matrix is P^t (Theorem 8.6).

The $(t + 1)$ -step transition matrix is P^{t+1} .

Again, taking one step in the Markov chain corresponds to *multiplying by P on the right*.

take 1 step...



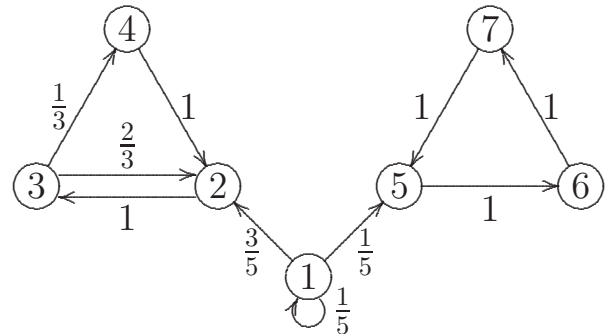
$\leftarrow P \equiv$

...multiply by P on the right

8.8 Trajectory Probability

Recall that a trajectory is a sequence of values for X_0, X_1, \dots, X_t .

Because of the Markov Property, we can find the probability of any trajectory by multiplying together the starting probability and all subsequent single-step probabilities.



Example: Let $X_0 \sim (\frac{3}{4}, 0, \frac{1}{4}, 0, 0, 0, 0)$. What is the probability of the trajectory 1, 2, 3, 2, 3, 4?

$$\begin{aligned} \mathbb{P}(1, 2, 3, 2, 3, 4) &= \mathbb{P}(X_0 = 1) \times p_{12} \times p_{23} \times p_{32} \times p_{23} \times p_{34} \\ &= \frac{3}{4} \times \frac{3}{5} \times 1 \times \frac{2}{3} \times 1 \times \frac{1}{3} \\ &= \frac{1}{10}. \end{aligned}$$

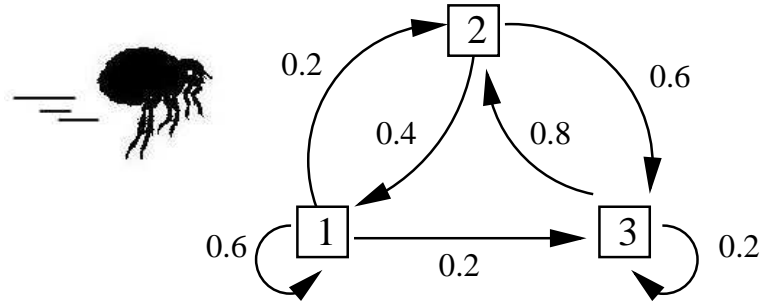
Proof in formal notation using the Markov Property:

Let $X_0 \sim \boldsymbol{\pi}^T$. We wish to find the probability of the trajectory $s_0, s_1, s_2, \dots, s_t$.

$$\begin{aligned} &\mathbb{P}(X_0 = s_0, X_1 = s_1, \dots, X_t = s_t) \\ &= \mathbb{P}(X_t = s_t \mid X_{t-1} = s_{t-1}, \dots, X_0 = s_0) \times \mathbb{P}(X_{t-1} = s_{t-1}, \dots, X_0 = s_0) \\ &= \mathbb{P}(X_t = s_t \mid X_{t-1} = s_{t-1}) \times \mathbb{P}(X_{t-1} = s_{t-1}, \dots, X_0 = s_0) \quad (\text{Markov Property}) \\ &= p_{s_{t-1}, s_t} \mathbb{P}(X_{t-1} = s_{t-1} \mid X_{t-2} = s_{t-2}, \dots, X_0 = s_0) \times \mathbb{P}(X_{t-2} = s_{t-2}, \dots, X_0 = s_0) \\ &\quad \vdots \\ &= p_{s_{t-1}, s_t} \times p_{s_{t-2}, s_{t-1}} \times \dots \times p_{s_0, s_1} \times \mathbb{P}(X_0 = s_0) \\ &= p_{s_{t-1}, s_t} \times p_{s_{t-2}, s_{t-1}} \times \dots \times p_{s_0, s_1} \times \pi_{s_0}. \end{aligned}$$

8.9 Worked Example: distribution of X_t and trajectory probabilities

Purpose-flea zooms around the vertices of the transition diagram opposite. Let X_t be Purpose-flea's state at time t ($t = 0, 1, \dots$).



(a) Find the transition matrix, P .

Answer:
$$P = \begin{pmatrix} 0.6 & 0.2 & 0.2 \\ 0.4 & 0 & 0.6 \\ 0 & 0.8 & 0.2 \end{pmatrix}$$

(b) Find $\mathbb{P}(X_2 = 3 \mid X_0 = 1)$.

$$\begin{aligned} \mathbb{P}(X_2 = 3 \mid X_0 = 1) &= (P^2)_{13} = \begin{pmatrix} 0.6 & 0.2 & 0.2 \\ \cdot & \cdot & \cdot \\ \cdot & \cdot & \cdot \end{pmatrix} \begin{pmatrix} \cdot & \cdot & 0.2 \\ \cdot & \cdot & 0.6 \\ \cdot & \cdot & 0.2 \end{pmatrix} \\ &= 0.6 \times 0.2 + 0.2 \times 0.6 + 0.2 \times 0.2 \\ &= 0.28. \end{aligned}$$

Note: we only need one element of the matrix P^2 , so don't lose exam time by finding the whole matrix.

(c) Suppose that Purpose-flea is equally likely to start on any vertex at time 0. Find the probability distribution of X_1 .

From this info, the distribution of X_0 is $\pi^T = (\frac{1}{3}, \frac{1}{3}, \frac{1}{3})$. We need $X_1 \sim \pi^T P$.

$$\pi^T P = \begin{pmatrix} \frac{1}{3} & \frac{1}{3} & \frac{1}{3} \end{pmatrix} \begin{pmatrix} 0.6 & 0.2 & 0.2 \\ 0.4 & 0 & 0.6 \\ 0 & 0.8 & 0.2 \end{pmatrix} = \begin{pmatrix} \frac{1}{3} & \frac{1}{3} & \frac{1}{3} \end{pmatrix}.$$

Thus $X_1 \sim (\frac{1}{3}, \frac{1}{3}, \frac{1}{3})$ and therefore X_1 is also equally likely to be 1, 2, or 3.

- (d) Suppose that Purpose-flea begins at vertex 1 at time 0. Find the probability distribution of X_2 .

The distribution of X_0 is now $\boldsymbol{\pi}^T = (1, 0, 0)$. We need $X_2 \sim \boldsymbol{\pi}^T P^2$.

$$\begin{aligned}
 \boldsymbol{\pi}^T P^2 &= (1 \ 0 \ 0) \begin{pmatrix} 0.6 & 0.2 & 0.2 \\ 0.4 & 0 & 0.6 \\ 0 & 0.8 & 0.2 \end{pmatrix} \begin{pmatrix} 0.6 & 0.2 & 0.2 \\ 0.4 & 0 & 0.6 \\ 0 & 0.8 & 0.2 \end{pmatrix} \\
 &= (0.6 \ 0.2 \ 0.2) \begin{pmatrix} 0.6 & 0.2 & 0.2 \\ 0.4 & 0 & 0.6 \\ 0 & 0.8 & 0.2 \end{pmatrix} \\
 &= (0.44 \ 0.28 \ 0.28).
 \end{aligned}$$

Thus $\mathbb{P}(X_2 = 1) = 0.44$, $\mathbb{P}(X_2 = 2) = 0.28$, $\mathbb{P}(X_2 = 3) = 0.28$.

Note that it is quickest to multiply the vector by the matrix first: we don't need to compute P^2 in entirety.

- (e) Suppose that Purpose-flea is equally likely to start on any vertex at time 0. Find the probability of obtaining the trajectory $(3, 2, 1, 1, 3)$.

$$\begin{aligned}
 \mathbb{P}(3, 2, 1, 1, 3) &= \mathbb{P}(X_0 = 3) \times p_{32} \times p_{21} \times p_{11} \times p_{13} \quad (\text{Section 8.8}) \\
 &= \frac{1}{3} \times 0.8 \times 0.4 \times 0.6 \times 0.2 \\
 &= 0.0128.
 \end{aligned}$$

8.10 Class Structure

The state space of a Markov chain can be partitioned into a set of non-overlapping *communicating classes*.

States i and j are in the same communicating class if there is some way of getting from state i to state j , AND there is some way of getting from state j to state i . It needn't be possible to get between i and j in a *single* step, but it must be possible over some number of steps to travel between them both ways.

We write $i \leftrightarrow j$.

Definition: Consider a Markov chain with state space S and transition matrix P , and consider states $i, j \in S$. Then state i communicates with state j if:

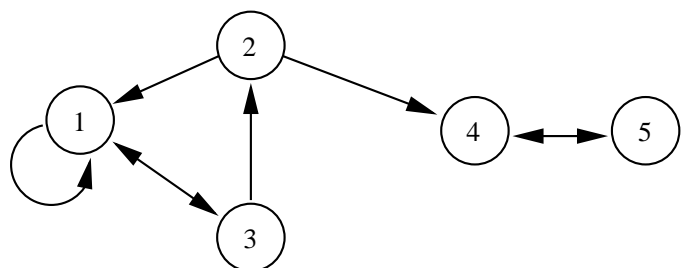
1. there exists some t such that $(P^t)_{ij} > 0$, AND
2. there exists some u such that $(P^u)_{ji} > 0$.

Mathematically, it is easy to show that the communicating relation \leftrightarrow is an equivalence relation, which means that it partitions the sample space S into non-overlapping equivalence classes.

Definition: States i and j are in the same communicating class if $i \leftrightarrow j$: i.e. if each state is accessible from the other.

Every state is a member of *exactly one communicating class*.

Example: Find the communicating classes associated with the transition diagram shown.



Solution:

$\{1, 2, 3\}, \quad \{4, 5\}$.

State 2 leads to state 4, but state 4 does not lead back to state 2, so they are in different communicating classes.

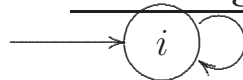
Definition: A communicating class of states is closed if *it is not possible to leave that class*.

That is, the communicating class C is closed if $p_{ij} = 0$ whenever $i \in C$ and $j \notin C$.

Example: In the transition diagram above:

- Class $\{1, 2, 3\}$ is not closed: *it is possible to escape to class $\{4, 5\}$.*
- Class $\{4, 5\}$ is closed: *it is not possible to escape.*

Definition: A state i is said to be absorbing if *the set $\{i\}$ is a closed class*.



Definition: A Markov chain or transition matrix P is said to be irreducible if $i \leftrightarrow j$ for all $i, j \in S$. *That is, the chain is irreducible if the state space S is a single communicating class.*

8.11 Hitting Probabilities

We have been calculating hitting probabilities for Markov chains since Chapter 2, using First-Step Analysis. The hitting probability describes the probability that the Markov chain will *ever* reach some state or set of states.

In this section we show how hitting probabilities can be written in a single vector. We also see a general formula for calculating the hitting probabilities. In general it is easier to continue using our own common sense, but occasionally the formula becomes more necessary.



Vector of hitting probabilities

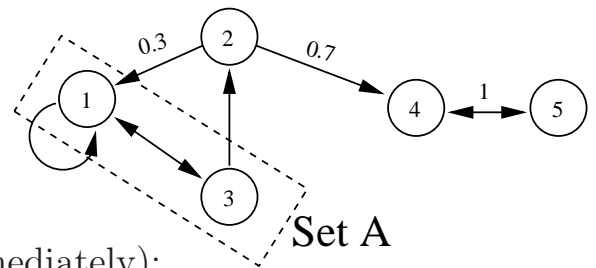
Let A be some subset of the state space S . (A need not be a communicating class: it can be any subset required, including the subset consisting of a single state: e.g. $A = \{4\}$.)

The **hitting probability** from state i to set A is the probability of ever reaching the set A , starting from initial state i . We write this probability as h_{iA} . Thus

$$h_{iA} = \mathbb{P}(X_t \in A \text{ for some } t \geq 0 \mid X_0 = i).$$

Example: Let set $A = \{1, 3\}$ as shown.

The hitting probability for set A is:



- *1 starting from states 1 or 3*
(We are starting in set A , so we hit it immediately);
- *0 starting from states 4 or 5*
(The set $\{4, 5\}$ is a closed class, so we can never escape out to set A);
- *0.3 starting from state 2*
(We could hit A at the first step (probability 0.3), but otherwise we move to state 4 and get stuck in the closed class $\{4, 5\}$ (probability 0.7).)

We can summarize all the information from the example above in a **vector of hitting probabilities**:

$$\mathbf{h}_A = \begin{pmatrix} h_{1A} \\ h_{2A} \\ h_{3A} \\ h_{4A} \\ h_{5A} \end{pmatrix} = \begin{pmatrix} 1 \\ 0.3 \\ 1 \\ 0 \\ 0 \end{pmatrix}.$$

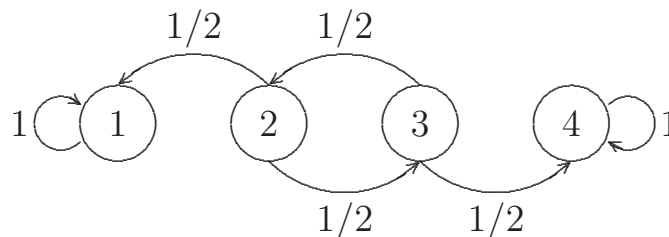
Note: When A is a closed class, the hitting probability h_{iA} is called the **absorption probability**.

In general, if there are N possible states, the vector of hitting probabilities is

$$\mathbf{h}_A = \begin{pmatrix} h_{1A} \\ h_{2A} \\ \vdots \\ h_{NA} \end{pmatrix} = \begin{pmatrix} \mathbb{P}(\text{hit } A \text{ starting from state 1}) \\ \mathbb{P}(\text{hit } A \text{ starting from state 2}) \\ \vdots \\ \mathbb{P}(\text{hit } A \text{ starting from state } N) \end{pmatrix}.$$

Example: finding the hitting probability vector using First-Step Analysis

Suppose $\{X_t : t \geq 0\}$ has the following transition diagram:



Find the vector of hitting probabilities for state 4.

Solution:

Let $h_{i4} = \mathbb{P}(\text{hit state 4, starting from state } i)$. Clearly,

$$\begin{aligned} h_{14} &= 0 \\ h_{44} &= 1 \end{aligned}$$

Using first-step analysis, we also have:

$$\begin{aligned} h_{24} &= \frac{1}{2}h_{34} + \frac{1}{2} \times 0 \\ h_{34} &= \frac{1}{2} + \frac{1}{2}h_{24} \end{aligned}$$

Solving,

$$h_{34} = \frac{1}{2} + \frac{1}{2} \left(\frac{1}{2}h_{34} \right) \Rightarrow h_{34} = \frac{2}{3}. \quad \text{So also, } h_{24} = \frac{1}{2}h_{34} = \frac{1}{3}.$$

So the vector of hitting probabilities is

$$\mathbf{h}_A = \left(0, \frac{1}{3}, \frac{2}{3}, 1 \right).$$

Formula for hitting probabilities

In the previous example, we used our common sense to state that $h_{14} = 0$. While this is easy for a human brain, it is harder to explain a general rule that would describe this ‘common sense’ mathematically, or that could be used to write computer code that will work for all problems.

Although it is usually best to continue to use common sense when solving problems, this section provides a general formula that will *always* work to find a vector of hitting probabilities \mathbf{h}_A .

Theorem 8.11: The vector of hitting probabilities $\mathbf{h}_A = (h_{iA} : i \in S)$ is the minimal non-negative solution to the following equations:

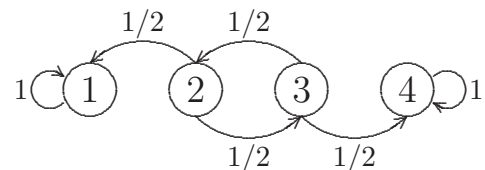
$$h_{iA} = \begin{cases} 1 & \text{for } i \in A, \\ \sum_{j \in S} p_{ij} h_{jA} & \text{for } i \notin A. \end{cases}$$

The ‘minimal non-negative solution’ means that:

1. the values $\{h_{iA}\}$ collectively satisfy the equations above;
2. each value h_{iA} is ≥ 0 (non-negative);
3. given any other non-negative solution to the equations above, say $\{g_{iA}\}$ where $g_{iA} \geq 0$ for all i , then $h_{iA} \leq g_{iA}$ for all i (minimal solution).

Example: How would this formula be used to substitute for ‘common sense’ in the previous example?

The equations give:



$$h_{i4} = \begin{cases} 1 & \text{if } i = 4, \\ \sum_{j \in S} p_{ij} h_{j4} & \text{if } i \neq 4. \end{cases}$$

Thus,

$$h_{44} = 1$$

$$h_{14} = h_{14} \quad \text{unspecified! Could be anything!}$$

$$h_{24} = \frac{1}{2}h_{14} + \frac{1}{2}h_{34}$$

$$h_{34} = \frac{1}{2}h_{24} + \frac{1}{2}h_{44} = \frac{1}{2}h_{24} + \frac{1}{2}$$

Because h_{14} could be anything, we have to use the minimal non-negative value, which is $h_{14} = 0$.

(Need to check $h_{14} = 0$ does not force $h_{i4} < 0$ for any other i : OK.)

The other equations can then be solved to give the same answers as before. \square

Proof of Theorem 8.11 (non-examinable):

Consider the equations
$$h_{iA} = \begin{cases} 1 & \text{for } i \in A, \\ \sum_{j \in S} p_{ij} h_{jA} & \text{for } i \notin A. \end{cases} \quad (\star)$$

We need to show that:

- (i) the hitting probabilities $\{h_{iA}\}$ collectively satisfy the equations (\star) ;
- (ii) if $\{g_{iA}\}$ is any other non-negative solution to (\star) , then the hitting probabilities $\{h_{iA}\}$ satisfy $h_{iA} \leq g_{iA}$ for all i (minimal solution).

Proof of (i): Clearly, $h_{iA} = 1$ if $i \in A$ (as the chain hits A immediately).

Suppose that $i \notin A$. Then

$$\begin{aligned} h_{iA} &= \mathbb{P}(X_t \in A \text{ for some } t \geq 1 \mid X_0 = i) \\ &= \sum_{j \in S} \mathbb{P}(X_t \in A \text{ for some } t \geq 1 \mid X_1 = j) \mathbb{P}(X_1 = j \mid X_0 = i) \\ & \hspace{15em} \text{(Partition Rule)} \\ &= \sum_{j \in S} h_{jA} p_{ij} \quad \text{(by definitions).} \end{aligned}$$

Thus the hitting probabilities $\{h_{iA}\}$ must satisfy the equations (\star) .

Proof of (ii): Let $h_{iA}^{(t)} = \mathbb{P}(\text{hit } A \text{ at or before time } t \mid X_0 = i)$.

We use mathematical induction to show that $h_{iA}^{(t)} \leq g_{iA}$ for all t , and therefore $h_{iA} = \lim_{t \rightarrow \infty} h_{iA}^{(t)}$ must also be $\leq g_{iA}$.

Time $t = 0$:
$$h_{iA}^{(0)} = \begin{cases} 1 & \text{if } i \in A, \\ 0 & \text{if } i \notin A. \end{cases}$$

But because g_{iA} is non-negative and satisfies (\star) ,
$$\begin{cases} g_{iA} = 1 & \text{if } i \in A, \\ g_{iA} \geq 0 & \text{for all } i. \end{cases}$$

So $g_{iA} \geq h_{iA}^{(0)}$ for all i .

The inductive hypothesis is true for time $t = 0$.

Time t : Suppose the inductive hypothesis holds for time t , i.e.

$$h_{jA}^{(t)} \leq g_{jA} \quad \text{for all } j.$$

Consider

$$\begin{aligned} h_{iA}^{(t+1)} &= \mathbb{P}(\text{hit } A \text{ by time } t+1 \mid X_0 = i) \\ &= \sum_{j \in S} \mathbb{P}(\text{hit } A \text{ by time } t+1 \mid X_1 = j) \mathbb{P}(X_1 = j \mid X_0 = i) \\ & \hspace{20em} \text{(Partition Rule)} \\ &= \sum_{j \in S} h_{jA}^{(t)} p_{ij} \quad \text{by definitions} \\ &\leq \sum_{j \in S} g_{jA} p_{ij} \quad \text{by inductive hypothesis} \\ &= g_{iA} \quad \text{because } \{g_{iA}\} \text{ satisfies } (\star). \end{aligned}$$

Thus $h_{iA}^{(t+1)} \leq g_{iA}$ for all i , so the inductive hypothesis is proved.

By the Continuity Theorem (Chapter 2), $h_{iA} = \lim_{t \rightarrow \infty} h_{iA}^{(t)}$.

So $h_{iA} \leq g_{iA}$ as required. □

8.12 Expected hitting times

In the previous section we found the **probability** of hitting set A , starting at state i . Now we study **how long** it takes to get from i to A . As before, it is best to solve problems using first-step analysis and common sense. However, a general formula is also available.



Definition: Let A be a subset of the state space S . The **hitting time** of A is the random variable T_A , where

$$T_A = \min\{t \geq 0 : X_t \in A\}.$$

T_A is the time taken before hitting set A *for the first time*.

The hitting time T_A can take values $0, 1, 2, \dots$, and ∞ .

If the chain *never* hits set A , then $T_A = \infty$.

Note: The hitting time is also called the **reaching time**. If A is a closed class, it is also called the **absorption time**.

Definition: The **mean hitting time** for A , starting from state i , is

$$m_{iA} = \mathbb{E}(T_A | X_0 = i).$$

Note: If there is any possibility that the chain *never* reaches A , starting from i , *i.e. if the hitting probability* $h_{iA} < 1$, then $\mathbb{E}(T_A | X_0 = i) = \infty$.

Calculating the mean hitting times

Theorem 8.12: The vector of expected hitting times $\mathbf{m}_A = (m_{iA} : i \in S)$ is *the minimal non-negative solution to the following equations:*

$$m_{iA} = \begin{cases} 0 & \text{for } i \in A, \\ 1 + \sum_{j \notin A} p_{ij} m_{jA} & \text{for } i \notin A. \end{cases}$$

Proof (sketch):

Consider the equations $m_{iA} = \begin{cases} 0 & \text{for } i \in A, \\ 1 + \sum_{j \notin A} p_{ij} m_{jA} & \text{for } i \notin A. \end{cases} \quad (\star).$

We need to show that:

- (i) the mean hitting times $\{m_{iA}\}$ collectively satisfy the equations (\star) ;
- (ii) if $\{u_{iA}\}$ is any other non-negative solution to (\star) , then the mean hitting times $\{m_{iA}\}$ satisfy $m_{iA} \leq u_{iA}$ for all i (minimal solution).

We will prove point (i) only. A proof of (ii) can be found online at: <http://www.statslab.cam.ac.uk/~james/Markov/> , Section 1.3.

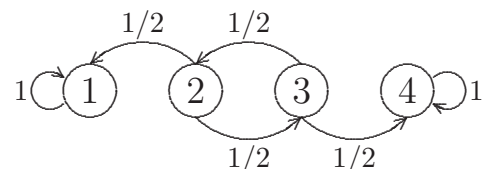
Proof of (i): Clearly, $m_{iA} = 0$ if $i \in A$ (as the chain hits A immediately).

Suppose that $i \notin A$. Then

$$\begin{aligned} m_{iA} &= \mathbb{E}(T_A | X_0 = i) \\ &= 1 + \sum_{j \in S} \mathbb{E}(T_A | X_1 = j) \mathbb{P}(X_1 = j | X_0 = i) \\ &\quad \text{(conditional expectation: take 1 step to get to state } j \\ &\quad \text{at time 1, then find } \mathbb{E}(T_A) \text{ from there)} \\ &= 1 + \sum_{j \in S} m_{jA} p_{ij} \quad \text{(by definitions)} \\ &= 1 + \sum_{j \notin A} p_{ij} m_{jA}, \quad \text{because } m_{jA} = 0 \text{ for } j \in A. \end{aligned}$$

Thus the mean hitting times $\{m_{iA}\}$ must satisfy the equations (\star) . □

Example: Let $\{X_t : t \geq 0\}$ have the same transition diagram as before:



Starting from state 2, find the expected time to absorption.

Solution:

Starting from state $i = 2$, we wish to find the expected time to reach the set $A = \{1, 4\}$ (the set of absorbing states).

Thus we are looking for $m_{iA} = m_{2A}$.

$$\text{Now } m_{iA} = \begin{cases} 0 & \text{if } i \in \{1, 4\}, \\ 1 + \sum_{j \notin A} p_{ij} m_{jA} & \text{if } i \notin \{1, 4\}. \end{cases}$$

Thus,

$$m_{1A} = 0 \quad (\text{because } 1 \in A)$$

$$m_{4A} = 0 \quad (\text{because } 4 \in A)$$

$$m_{2A} = 1 + \frac{1}{2}m_{1A} + \frac{1}{2}m_{3A}$$

$$\Rightarrow m_{2A} = 1 + \frac{1}{2}m_{3A}$$

$$m_{3A} = 1 + \frac{1}{2}m_{2A} + \frac{1}{2}m_{4A}$$

$$= 1 + \frac{1}{2}m_{2A}$$

$$= 1 + \frac{1}{2} \left(1 + \frac{1}{2}m_{3A} \right)$$

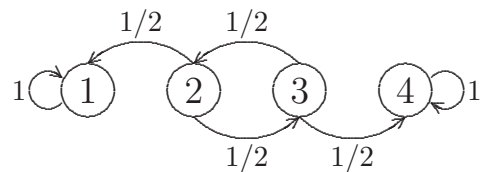
$$\Rightarrow \frac{3}{4}m_{3A} = \frac{3}{2}$$

$$\Rightarrow m_{3A} = 2.$$

Thus,

$$m_{2A} = 1 + \frac{1}{2}m_{3A} = 2.$$

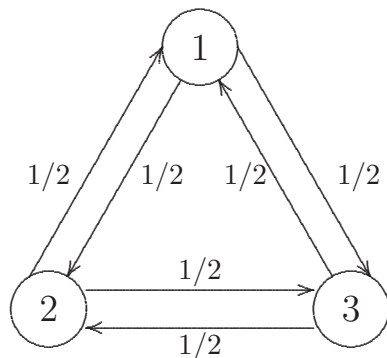
The expected time to absorption is therefore $\mathbb{E}(T_A) = 2$ steps.



Example: Glee-flea hops around on a triangle. At each step he moves to one of the other two vertices at random. What is the expected time taken for Glee-flea to get from vertex 1 to vertex 2?



Solution:



transition matrix, $P = \begin{pmatrix} 0 & \frac{1}{2} & \frac{1}{2} \\ \frac{1}{2} & 0 & \frac{1}{2} \\ \frac{1}{2} & \frac{1}{2} & 0 \end{pmatrix}$.

We wish to find m_{12} .

$$\text{Now } m_{i2} = \begin{cases} 0 & \text{if } i = 2, \\ 1 + \sum_{j \neq 2} p_{ij} m_{j2} & \text{if } i \neq 2. \end{cases}$$

Thus

$$m_{22} = 0$$

$$m_{12} = 1 + \frac{1}{2}m_{22} + \frac{1}{2}m_{32} = 1 + \frac{1}{2}m_{32}.$$

$$\begin{aligned} m_{32} &= 1 + \frac{1}{2}m_{22} + \frac{1}{2}m_{12} \\ &= 1 + \frac{1}{2}m_{12} \end{aligned}$$

$$= 1 + \frac{1}{2} \left(1 + \frac{1}{2}m_{32} \right)$$

$$\Rightarrow m_{32} = 2.$$

Thus $m_{12} = 1 + \frac{1}{2}m_{32} = 2$ steps.